

Slide Pack

THK General Catalog

B Product Specifications

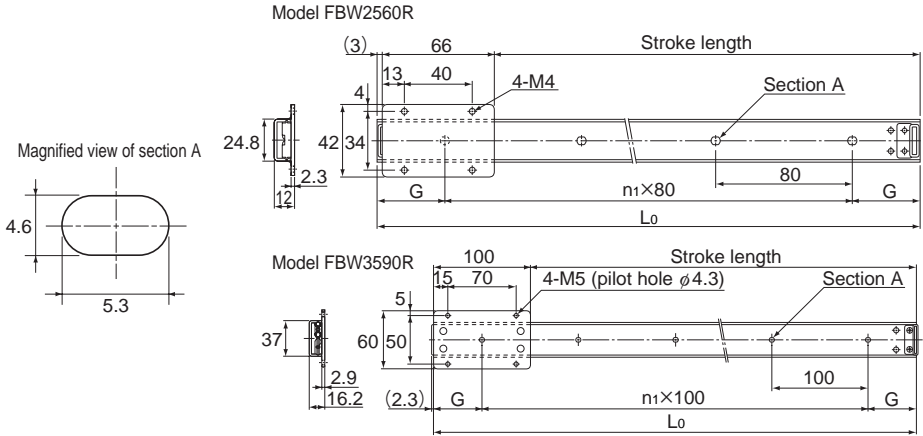
Dimensional Drawing, Dimensional Table	
Models FBW 2560R and 3590R	B-536
Models FBW 50110R and 50110H	B-537
Options	B-538
Metal Dustproof Cover	B-538
Mounting Procedure and Maintenance ...	B-539
Installation	B-539

A Technical Descriptions of the Products (Separate)

Features and Types	A-636
Features of Slide Pack	A-636
• Structure and features	A-636
Types of the Slide Pack	A-638
• Type.....	A-638
• Clearance	A-639
Options	A-640
Contamination Protection.....	A-640
Jointed Slide Rails.....	A-640
Mounting Procedure and Maintenance ...	A-641
Installation	A-641
Lubrication.....	A-642
Precautions on Use	A-643

* Please see the separate "A Technical Descriptions of the Products".

Models FBW 2560R and 3590R



[Model FBW 2560R (Made of Stainless Steel)]

[Model FBW 3590R]

Unit: mm

Unit: mm

Slide rail length L_0	Main dimensions		Stroke length		Slide rail mass g (70)
	n_1	G	Without seal	With seal	
160	1	40	88	83	70
240	2	40	168	163	110
320	3	40	248	243	140
400	4	40	328	323	180
480	5	40	408	403	210
560	6	40	488	483	250
640	7	40	568	563	290
720	8	40	648	643	320
800	9	40	728	723	360
880	10	40	808	803	390
960	11	40	888	883	430
1040	12	40	968	963	460
1200	14	40	1128	1123	540

Slide rail length L_0	Main dimensions		Stroke length		Slide rail mass g (250)
	n_1	G	Without seal	With seal	
300	2	50	200	195	260
350	3	25	250	245	300
400	3	50	300	295	350
450	4	25	350	345	390
500	4	50	400	395	430
550	5	25	450	445	480
600	5	50	500	495	520
650	6	25	550	545	560
700	6	50	600	595	600
750	7	25	650	645	650
800	7	50	700	695	690
900	8	50	800	795	780
1000	9	50	900	895	860
1200	11	50	1100	1095	1000
1500	14	50	1400	1395	1300
1800	17	50	1700	1695	1600

Note) THK also manufactures a long-size type at your request.

The values in the parentheses each indicate a slider mass.

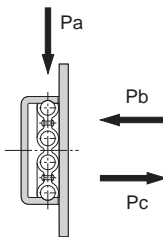


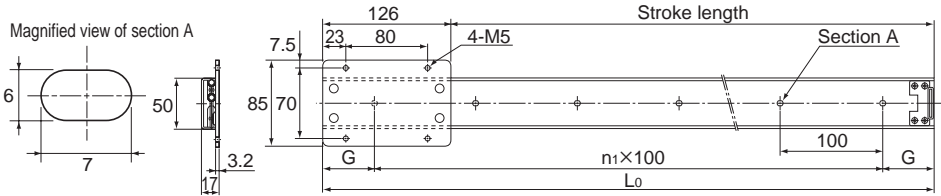
Table1 Static Permissible Load

Unit: N

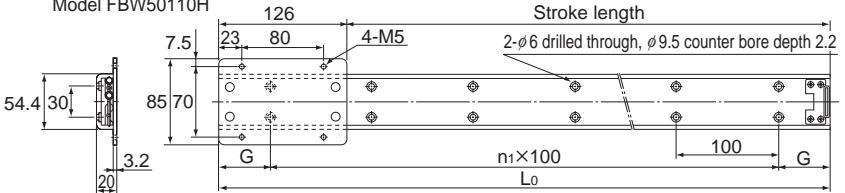
Model No.	Static permissible load		
	Pa	Pb	Pc
FBW 2560R	590	150	70
FBW 3590R	880	200	100
FBW 50110R	1960	500	390
FBW 50110H			

Models FBW 50110R and 50110H

Model FBW50110R



Model FBW50110H



[Models FBW 50110R and 50110H]

Unit: mm

Slide rail length L_0	Main dimensions		Stroke length		Slide rail mass g	
	n_1	G	Without seal	With seal	FBW50110R (420)	FBW50110H (420)
300	2	50	170	164	360	740
350	3	25	220	214	420	870
400	3	50	270	264	480	990
450	4	25	320	314	540	1100
500	4	50	370	364	600	1200
600	5	50	470	464	720	1400
700	6	50	570	564	840	1700
800	7	50	670	664	960	2000
900	8	50	770	764	1100	2200
1000	9	50	870	864	1200	2500
1200	11	50	1070	1064	1400	3000
1500	14	50	1370	1364	1800	3700
1800	17	50	1670	1664	2200	4400

Note) THK also manufactures a long-size type at your request.
The values in the parentheses each indicate a slider mass.

Model number coding

2 FBW50110R UU +800L - T

Model number
No. of sliders connected on the same rail
(no symbol for a single slider)

Overall slide rail length
(in mm)

With seal
(no symbol for without seal)

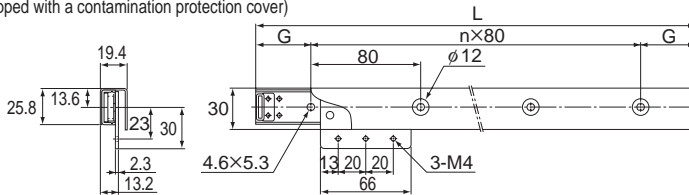
Jointed slide rails symbol

Metal Dustproof Cover

For Slide Pack model FBW, steel covers that cover the whole slide rail to prevent foreign material from entering the slide are available.

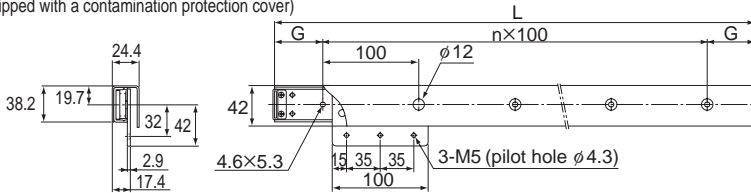
Model FBW2560RG

(Equipped with a contamination protection cover)



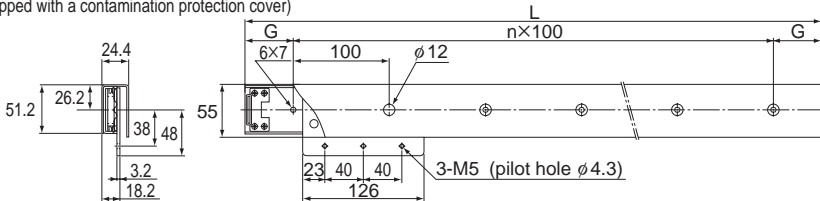
Model FBW3590RG

(Equipped with a contamination protection cover)



Model FBW50110RG

(Equipped with a contamination protection cover)



Note) For models equipped with a contamination protection cover, the rubber seal is not available.

Installation

[Groove Dimensions]

Fig.1 shows the dimensions of grooves for applications where model FBW-R (H) is installed in a groove.

Unit: mm

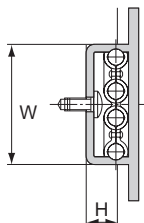


Fig.1

Model No.	W	H
FBW 2560R	24.8 +0.15 +0.1	7.4
FBW 3590R	37 +0.15 +0.1	10
FBW 50110R	50 +0.15 +0.1	10
FBW 50110H	54.4 +0.15 +0.1	13

